

LIGHT BOXES


the display collection



DISPLAY EXHIBITION
& SHOP EQUIPMENT

The eye is drawn to light...

An illuminated poster or graphic can increase sales by up to an incredible 107% over a non-illuminated presentation.



Using the latest technology coupled with an incredibly long lamp life, our wall mounted or suspended light boxes give you maximum impact in your premises.



Light boxes - single & double sided

Cold cathode light boxes

- cold cathode light boxes use the very latest light technology, making them incredibly bright and light weight.

- extremely long lamp life - up to 50,000 hours (approx. 5 years)


- lux level at panel centre of A1 unit is 1092 lux, making it one of the brightest around

- supplied with a 3-pin plug

- stylish, slim click frame, 30mm wide x 35mm deep

- available in sizes A4 - A0

- use wall mounted or suspended on cable/rod system



Single sided light boxes

- silver anodised finish

Item Code:	Size:	Frame size	Viewing area	Max graphic area	Price £:
LBA4-CC	A4	257 x 334	197 x 284	215 x 302	145.00
LBA3-CC	A3	244 x 467	284 x 407	302 x 435	205.00
LBA2-CC	A2	467 x 641	407 x 581	435 x 599	265.00
LBA1-CC	A1	641 x 886	581 x 828	599 x 845	345.00
LBA0-CC	A0	886 x 1235	828 x 1175	845 x 1193	508.00

All sizes given in mm and width x height

Double sided light boxes

- double sided units can be suspended from cable/rod systems - ask for details

- brushed aluminium finish

Item Code:	Size:	Frame size	Viewing area	Max graphic area	Price £:
LBDA2-CC	A2	467 x 641	407 x 581	435 x 599	462.00
LBDA1-CC	A1	641 x 886	581 x 828	599 x 845	605.00

All sizes given in mm and width x height

Light boxes - suspended

- Completely even spread of light which eliminates shadows
- Takes inkjet prints, duratans or standard paper

- Graphics can be changed in seconds
- Extremely slim floating light boxes, single or double sided
- Invisible power supply, no ugly power cables

Cold cathode light boxes



Compact cold cathode light box with a silver plastic frame suspended on cables/rods with a low-voltage 12 volt power supply. Uses the very latest light technology.

Units can be used as headers with acrylic pockets underneath, as a set of 3 units to create a really powerful illuminated display or with the digital screen as part of a high technology presentation.

- size A3 - can be used portrait or landscape
- incredibly bright - approximately 2000 lux
- cold cathode tube with an average lamp life 50,000 hrs (approximately 5 years)
- units are incredibly light weight
- graphics can be changed in seconds
- profile size 40mm width x 25mm depth

See Digital Display page 64 for full details and components required for installation.



Item Code:	Size:	Price £:
DCA3	A3 single sided, landscape/portrait supplied with PO2 supports	poa*
DCDA3	A3 double sided, landscape/portrait supplied with PO2 supports	poa*

* See website for current prices

XtraLite



Use XtraLite in windows and interiors. Ideal for exhibition stands, reception areas and information centres.

Standard XtraLite:

- T5 tubes. Aperture lamps with an average lamp life of 9,000 hours
- supplied with cables or rods, transformer, power connectors and isolators

Item Code:	Size:	Fixing	Cable/rod centres	Price £:
KXLA1C/SI	A1	Cables: 4m floor/ceiling	628	443.60
KXLA1R/SI	A1	Rods: 3m floor/ceiling	632	482.40

Cold Cathode XtraLite:

- Cold cathode tube giving an average lamp life of 50,000 hours
- supplied with cables, 12 volt, 60va DC transformer, power connectors, supports and isolators
- frame size 595mm x 960mm

Item Code:	Size:	Fixing	Price £:
KXLA1CCT/SI	A1	Cable: 3m from ceiling only	poa
KXLA1CCT/DB	A1	Cable: 4m floor/ceiling	poa
KXLA1CCT/WW	A1	Cable: wall/wall Single sided	poa



Component measurements

All measurements are in millimetres unless stated

L=Length W=Width H=Height Ø=Diameter D=Depth Int=Internal

Int=Internal

Item code:	Allen key:	Dimensions:
AC		W=19; H=11.5
ACD		W=28; H=11
ACL		W=19; H=11.5
C2		2m cable; top fitting Ø=16
C2A4F	● ●	Top fitting Ø=18; floor fitting Ø=15
C2CW-15	● ●	Wall brackets Ø=38; 40mm from wall to back cable; floor fitting Ø=16
C2CW-30	● ●	Wall brackets Ø=38; 40mm from wall to back cable; floor fitting Ø=16
C2WF-15	● ●	Wall brackets Ø=38; 40mm from wall to back cable; floor fitting Ø=15
C2WF-30	● ●	Wall brackets Ø=38; 40mm from wall to back cable; floor fitting Ø=15
C2WW-15	● ●	Wall brackets Ø=38; 40mm from wall to back cable
C2WW-30	● ●	Wall brackets Ø=38; 40mm from wall to back cable
CA4	●	4m cable; top fitting Ø=16; bottom fitting Ø=15
CA4-3	●	Top fitting Ø=16; bottom fitting Ø=15
CAA	● ●	4m cable; fittings Ø=38
CAF	● ●	4m cable; top bracket Ø=38; floor fitting Ø=15
CAT	●	Weight 100H x 30Ø; weighs 0.55kg
CCT	●	Weight 100H x 30Ø; weighs 0.55kg
CCW	●	3m cable; top fitting Ø=16; projects 40 from wall
CD-4	●	W=5; Ø=25
CD-10	●	W=5; Ø=25
CG01	●	L=20; Ø=16
CG01-3	● ●	L=21; Ø=16
CG02	●	L=32; Ø=16
CG03	●	L=15; Ø=10
CG03-3	●	L=15; Ø=10
CG04	●	L=22; Ø=10
CG04-3	●	L=22; Ø=10
CG06	●	L=20; Ø=16
CG07	●	L=32; Ø=16
CG08	●	L=31; Ø=21; 8.5mm Ø hole required 15mm from edge of panel
CG09	●	L=22; Ø=16
CG11	● ●	L=27; Ø=16
CG11-3	● ● ●	L=28; Ø=16
CG12	● ●	L=30; Ø=18
CG12-3	● ● ●	L=31; Ø=18
CG13	● ●	L=27; Ø=18
CG13-3	● ● ●	L=28; Ø=18
CG14	●	L=20; Ø=20.5
CG14-3	● ●	L=21; Ø=20.5
CG15	●	L=20; Ø=20.5
CG15-3	● ●	L=20.5; Ø=21
CG21	● ●	L=46; Ø=16
CG21-3	● ● ●	L=46; Ø=16
CG22	● ●	L=52; Ø=18
CG22-3	● ● ●	L=52; Ø=18
CG23	● ●	L=46; Ø=18
CG23-3	● ● ●	L=46; Ø=18
CH01	●	L=16; Ø=16
CH01-3	●	L=17; Ø=16
CH02	●	L=24; Ø=16
CH02-3	●	L=24; Ø=16
CQQ	●	2m Cable; top and bottom fitting Ø=16
CS01	●	D=11; Ø=16
CS01-3	●	D=11; Ø=16
CS03	● ●	L=14; Int Ø=12; Int D=6; Ø=16
CS03-3	● ● ●	L=15; Int Ø=12; Int D=6; Ø=16
CS04	● ●	L=20; Int Ø=12; Int D=6; Ø=16
CS05	● ●	L=14; Ø=16
CS05-3	● ●	L=15; Ø=16
CS06	● ●	L=20; Ø=16
CS07	● ●	L=28; Ø=16
CS08	● ●	L=12; Ø=12
CS08-3	● ●	L=16; Ø=16
CS09	●	L=17; Ø=16
CS11	● ●	L=36; Ø=18
CS11-3	● ● ●	L=37; Ø=18
CS12	●	H=28; D=14.6; Ø=16

Item code:	Allen key:	Dimensions:
CS12-3	● ●	H=27; D=26; Ø=16
CS13	● ●	L=21.5; Ø=16
CS13-3	● ●	L=23.5; Ø=16
CS21	● ●	L=64; Ø=16
CS21-3	● ●	L=64; Ø=16
CS22	●	H=28; D=21.2; Ø=16
CS23	● ●	L=35; Ø=16
CS23-3	● ●	L=37; Ø=16
CWF	●	3m cable; projects 40 from wall; floor fitting Ø=15
CWW	●	3m cable; projects 40 from wall; fitting plate Ø=38
HDS		D=15; Ø=50
HR10-3	●	L=790; Ø=10
KC2-CG05	● ●	Top fitting Ø=16; support Ø=23
KC2-CG05-10	● ●	Top fitting Ø=16; H=350; D=350; cables/rods project 40mm & 340mm from wall
KMDB/SI	●	H=30; Ø=35; cable fitting 25mm from wall
KMSB-25/SI		H=60; Ø=60; cable fitting 50mm from wall
KMSB/SI		H=110; Ø=110; cable fitting 100mm from wall
KMSB-100/SI		Ø=38
P01		H=15; Ø=38
P01-PC01		Ø=12; D=6
P02		H=8; Ø=16
P08	●	L=12; Ø=16
PC01/I		L=18
PC31		L=12; Ø=16
PR01-I		L=1000; Ø=10
R1000-10		L=1000; Ø=6
R1000P		L=1500; Ø=6
R1500		L=1500; Ø=10
R1500-10		L=500; Ø=6
R500		L=500; Ø=10
R500-10		L=500; Ø=6
R500P		Top fitting Ø=15; bottom fitting Ø=18
RAAS	● ●	Top & bottom fitting Ø=18
RAS	●	Top fitting Ø=20; Bottom fitting Ø=22
RAS-10		1m rod; top fitting Ø=16
RB1		2m rod; top fitting Ø=16
RB2		3m rod; top fitting Ø=16
RB3		3m rod; top fitting Ø=16; bottom fitting Ø=15
RBCF3		1m rod; top fitting Ø=16
RBT1		2m rod; top fitting Ø=16
RBT2		3m rod; top fitting Ø=16
RBTF3		3m rod; top fitting Ø=16; bottom fitting Ø=15
RC10-6	●	L=25; Ø=10
REC	●	L=16; Ø=12
REC-10		L=15; Ø=10
REC-P/BL		L=17; Ø=8.5
RG01	●	L=25; Ø=16
RG01-10	● ●	L=29; Ø=18
RG02	●	L=36; Ø=16
RG02-10	● ●	L=40; Ø=18
RG05	● ●	L=16; Ø=16
RG06	● ●	L=25; Ø=16
RG06-10	● ●	L=29; Ø=18
RG07	●	L=36; Ø=16
RG07-10	● ●	L=40; Ø=18
RG11	● ●	L=30; Ø=16
RG11-10	● ● ●	L=34; Ø=18
RG12	● ●	L=33; Ø=18
RG12-10	● ● ●	L=37; Ø=18
RG13	● ●	L=30; Ø=18
RG13-10	● ● ●	L=34; Ø=18
RG14-10	● ●	L=29; Ø=20.5
RG21	● ●	L=46; Ø=16
RG21-10	● ● ●	L=68; Ø=16
RG22	● ●	L=52; Ø=18
RG22-10	● ● ●	L=56; Ø=18

Item code:	Allen key:	Dimensions:
RG23	● ●	L=46; Ø=18
RG23-10	● ● ●	L=50; Ø=18
RGN01	●	L=25; Ø=16
RH01	●	L=19; Ø=16
RH01-10	●	L=23; Ø=18
RH02	●	L=24; Ø=16
RH02-10	●	L=28; Ø=18
RP	●	Ø=18
RPA	● ●	Ø=15
RR01	● ●	L=31; Ø=16
RR01-10	● ●	L=40; Ø=18
RR01-3/10	● ● ●	L=33; Ø=18
RR01-3/6	● ● ●	L=29; Ø=16
RR01-6/10	● ●	L=56; Ø=18
RS		Ø=18
RS01	●	D=11; Ø=16
RS03	● ●	L=17.5; Int Ø=12; Int D=6; Ø=16
RS03-10	● ●	L=22; Ø=18
RS04	● ●	L=21; Int Ø=12; Int D=6; Ø=16
RS04-10	● ●	L=26; Ø=18
RS05	● ●	L=17; Ø=16
RS05-10	● ●	L=22; Ø=18
RS06	● ●	L=20; Ø=16
RS06-10	● ●	L=26; Ø=18
RS08	● ●	L=18; Ø=16
RS-10		L=22; Ø=20
RS11	● ●	L=39; Ø=16
RS11-10	● ●	L=43; Ø=18
RS12	●	H=28; D=18.1; Ø=16
RS12-10	● ●	L=20; Ø=18
RS13	● ●	L=25; Ø=16
RS13-10	● ●	L=30; Ø=18
RS21	● ●	L=64; Ø=16
RS21-10	● ●	L=68; Ø=18
RS22	● ●	L=30; D=24.2; Ø=16
RS23	● ●	L=38; Ø=16
RS23-10	● ●	L=38; Ø=18
RSA	●	Ø=15
WM01	● ●	L=30
WM02	● ●	L=30
WM03	●	L=16
WM04	●	L=16
WM05-13	●	L=25; Ø=16
WM05L-20	●	L=40; Ø=16
WM06		L=19; Ø=16
WM07	●	L=28; Ø=16
WM08	●	L=32; Ø=16
WM09	● ●	L=31; Ø=16
WM10	●	L=39; Ø=16; 24mm from wall
WM11	● ●	L=31; Ø=16
WM11-10	● ●	L=36; Ø=18
WM11L-10	● ●	L=59; Ø=18
WM12	●	L=20; Ø=12
WM15	●	L=25; Ø=25
WM16	●	L=50; Ø=25
WM17	●	L=75; Ø=25
WM18	●	L=25; Ø=16
WM19		Ø=16
WM20	●	Ø=25; D=5.5
WMS-2		D=2
WMS-3		D=3

ALLEN KEYS:
To see which allen key each component requires, check the colour code in the list above against the grid below:

AK1.5	1.5mm	●
AK2.0	2.0mm	●
AK2.5	2.5mm	●
AK3.0	3.0mm	●
AK4.0	4.0mm	●
AK5.0	5.0mm	●
AK6.0	6.0mm	●

create the perfect display for

Wall mounted...

Spies Hecker gratefully acknowledges the support of the following companies:



W&G Mechanical Services Co. Ltd
INCORPORATING GARMAT UK.
SPRAYBOOTH AND BODYSHOP EQUIPMENT SPECIALISTS

3M

Innovation • Experience • Quality
minden SATA FESTO

Farécla
The Simple Solution to Paintwork Rectification



Signage suspended from the ceiling...




Floor-to-ceiling creativity...



Versatile cable and rod systems that allow you to create exactly the display you want.

you...

Freestanding displays



Add low voltage lighting



Add movement...

and watch your sales increase



Floating multi-media presentations...



The very latest digital displays will add sound and movement to your displays...and increase sales too...


Add flexibility to your display with channel...



Incredibly slim, bright light boxes create maximum impact...



Ultra-bright, slim light boxes can be suspended or wall mounted... used on their own or combined with other displays...





DISPLAY EXHIBITION
& SHOP EQUIPMENT

John Ellis Shop Equipment Limited

TEL: 01223 892283 FAX: 01223 891572

johnellis@shopequip.co.uk

www.shopequip.co.uk