

# ROD SYSTEMS

the display collection



**JOHN  
ELLIS**

DISPLAY EXHIBITION  
& SHOP EQUIPMENT

Ceiling fitting



Cover cap



Rod



Bottom cover



Floor fitting



# Rod systems



dynamic  
strong  
visual  
statement  
highest  
quality

Rod systems to suit your design and budget

- 3mm rods support up to 60kg
- 6mm & 10mm rods can support up to 200kg
- Greater stability than the cable systems, with a dynamic yet elegant look
- Designed and manufactured to the highest possible standards of quality
- 5 year guarantee on all metal components
- Extensive range of components and accessories ensure complete design flexibility
- Ideal for vertical and horizontal presentations
- Easy to install with an installation service available if required
- Available in 3 standard finishes - satin chrome, polished chrome and brass. Special finishes are available on request



# 3mm rod - fitting options

## Ceiling to floor fitting...

### Screw fix to ceiling/floor

- designed for use where displays are not changed often or where there is plenty of access to change posters
- fittings screw directly into ceiling/floor
- supplied with **3m** long rod, threaded at both ends



| Item Code: | Finish:      | Price £: |
|------------|--------------|----------|
| RBCF3      | Satin Chrome | 12.50    |

### Toggle fitting to fit into channel

- for fast, flexible installations, use this toggle option
- displays fitted into channel can be easily relocated to take different poster sizes
- faster to install on difficult ceilings
- supplied with **3m** long rod, threaded at both ends



| Item Code: | Finish:      | Price £: |
|------------|--------------|----------|
| RBTF3      | Satin Chrome | 13.00    |

## Suspended rods - from wall or ceiling

### Suspend from ceiling or wall with ball bearing fitting

- fitting available with or without toggle
- either screws directly into wall or ceiling or order fitting with toggle to fit into channel or freestanding units.
- ideal for display windows, close to the glass
- allows the display to be moved at an angle, giving access for window cleaning and changing displays
- highly practical fitting with end cap
- perfect for displays that are changed frequently

RB1 standard fitting



RBT1 with AT toggle for fixing into channel




### Screw-in fitting:

| Item Code: | Finish:      | Rod Length | Price £: |
|------------|--------------|------------|----------|
| RB1        | Satin Chrome | 1m         | 6.50     |
| RB2        | Satin Chrome | 2m         | 7.00     |
| RB3        | Satin Chrome | 3m         | 7.50     |

### With quick fit toggle fitting for use in channels:

| Item Code: | Finish:      | Rod Length | Price £: |
|------------|--------------|------------|----------|
| RBT1       | Satin Chrome | 1m         | 7.00     |
| RBT2       | Satin Chrome | 2m         | 7.50     |
| RBT3       | Satin Chrome | 3m         | 8.00     |

See page 22 for channel options  
See page 54 for freestanding frames



## Vertical clamps

For panels up to 4mm thick

- non-removable panel clamp for panels up to 4mm thick



| Item Code:    | Finish:             | Price £:    |
|---------------|---------------------|-------------|
| <b>Single</b> |                     |             |
| <b>CG03-3</b> | <b>Satin Chrome</b> | <b>2.95</b> |
| <b>Double</b> |                     |             |
| <b>CG04-3</b> | <b>Satin Chrome</b> | <b>4.20</b> |



For panels up to 7mm thick:



| Item Code:    | Finish:             | Price £:    |
|---------------|---------------------|-------------|
| <b>CG01-3</b> | <b>Satin Chrome</b> | <b>4.10</b> |

For panels up to 12.7mm thick:



| Item Code:    | Finish:             | Price £:    |
|---------------|---------------------|-------------|
| <b>CG14-3</b> | <b>Satin Chrome</b> | <b>4.40</b> |

## Horizontal bar



Horizontal 10mm bar

- 10mm bar designed to take 4 x 3mm rods at 244mm rod centres, which can be used with CG03-3 or CG04-4 to hold easy access pockets  
- overall length 764mm  
- rod centres 732mm

| Item Code:    | Finish:             | Price £:     |
|---------------|---------------------|--------------|
| <b>HR10-3</b> | <b>Satin Chrome</b> | <b>11.50</b> |

End caps for 10mm bar



- add two REC-10 for each horizontal bar ordered

| Item Code:    | Finish:             | Price £:    |
|---------------|---------------------|-------------|
| <b>REC-10</b> | <b>Satin Chrome</b> | <b>1.80</b> |

## Multi-position clamps for panels and shelves

For panels up to 7mm thick

- adjustable to any angle  
- can be locked into position



| Item Code:    | Finish:             | Price £:    |
|---------------|---------------------|-------------|
| <b>Single</b> |                     |             |
| <b>CG11-3</b> | <b>Satin Chrome</b> | <b>5.20</b> |
| <b>Double</b> |                     |             |
| <b>CG21-3</b> | <b>Satin Chrome</b> | <b>7.60</b> |

For panels up to 10mm thick


- adjustable to any angle  
- can be locked into position



| Item Code:    | Finish:             | Price £:    |
|---------------|---------------------|-------------|
| <b>Single</b> |                     |             |
| <b>CG13-3</b> | <b>Satin Chrome</b> | <b>5.70</b> |
| <b>Double</b> |                     |             |
| <b>CG23-3</b> | <b>Satin Chrome</b> | <b>8.60</b> |

## Clamps for wide panels

- Top/bottom supports for panels wider than the distance between cables  
- adjustable to any angle  
- can be locked into position



| Item Code:    | Finish:             | Price £:    |
|---------------|---------------------|-------------|
| <b>Single</b> |                     |             |
| <b>CG12-3</b> | <b>Satin Chrome</b> | <b>5.80</b> |
| <b>Double</b> |                     |             |
| <b>CG22-3</b> | <b>Satin Chrome</b> | <b>9.90</b> |

## Supports for panels with holes

For panels 5-6mm thick

- hole size 6mm diameter  
- supports for panels up to 20mm thick available on request



| Item Code:    | Finish:             | Price £:    |
|---------------|---------------------|-------------|
| <b>Single</b> |                     |             |
| <b>CS13-3</b> | <b>Satin Chrome</b> | <b>4.95</b> |
| <b>Double</b> |                     |             |
| <b>CS23-3</b> | <b>Satin Chrome</b> | <b>8.80</b> |

## Multi-position supports to hold rods

### Support to hold 6mm rods



- holds **6mm** diameter rod at any angle
- rods will hold acrylic pockets, leaflet holders, banners & graphics
- can be locked into position

Item Code: Finish: Price £:  
**RR01-3/6 Satin Chrome 10.15**

### Support to hold 10mm rods




- holds **10mm** diameter rod at any angle
- can be locked into position

Item Code: Finish: Price £:  
**RR01-3/10 Satin Chrome 10.15**

## Hooks

### Hook for panels up to 3mm thick with holes



Item Code: Finish: Price £:  
**Single**  
**CH01-3 Satin Chrome 2.65**  
**Double**  
**CH02-3 Satin Chrome 3.45**

### Picture hook



- can also be used on **3mm** cable

Item Code: Finish: Price £:  
**CS12-3 Satin Chrome 5.80**

## Under-shelf support



- locates under shelf
- for shelf with **10mm** hole
- shelf is drilled
- inconspicuous

Item Code: Finish: Price £:  
**CS01-3 Satin Chrome 2.10**

## Clamp for glass shelves



For panels up to **12.7mm** thick

Item Code: Finish: Price £:  
**CG15-3 Satin Chrome 4.20**

## Rod support for 6mm rod



- for 6mm diameter rods
- rods will hold acrylic pockets, leaflet holders, banners & graphics

Item Code: Finish: Price £:  
**CS05-3 Satin Chrome 3.45**

## Supports for screw fix panels




- Support for any item fitted with boss fitting P02
- perfect to support hanging rails

Item Code: Finish: Price £:  
**CS03-3 Satin Chrome 3.95**

Item Code: Finish: Price £:  
**P02 Nickel 0.40**

## Supports for wooden or glass shelves

### Shelf support



- adjustable to any angle of slope
- can be locked into position
- for glass shelves add ref. P08 (see right)

Item Code: Finish: Price £:  
**Single**  
**CS11-3 Satin Chrome 5.75**  
**Double**  
**CS21-3 Satin Chrome 9.80**

### Screw to retain glass shelves



- Used with CS11-3 or CS21-3 to hold **6mm** thick as standard
- flush finish
- plastic insert to protect glass
- hole **6mm** dia, **6mm** thick glass
- hole **12mm** from the edge of glass

Item Code: Finish: Price £:  
**P08 Satin Chrome 3.65**

# 6mm rod - fitting options

## 6mm rods and end caps

### Threaded rod - both ends



- 1.5m rod, left hand threaded at both ends
- rods can be joined together

| Item Code: | Finish:         | Price £: |
|------------|-----------------|----------|
| R1500      | Stainless steel | 9.00     |
| R1500/PC   | Polished Chrome | 15.60    |
| R1500/BR   | Polished Brass  | 15.60    |

### Threaded rod - one end only



- 0.5m rod, left hand threaded at one end, domed at the other

| Item Code: | Finish:         | Price £: |
|------------|-----------------|----------|
| R500       | Stainless steel | 5.50     |
| R500/PC    | Polished Chrome | 9.35     |
| R500/BR    | Polished Brass  | 9.35     |

### Unthreaded rod



- available in 0.5m and 1m lengths

| Item Code: | Finish:         | Price £: |
|------------|-----------------|----------|
| 0.5m       |                 |          |
| R500P      | Stainless steel | 4.50     |
| R500P/PC   | Polished Chrome | 8.35     |
| R500P/BR   | Polished Brass  | 8.35     |
| 1m         |                 |          |
| R1000P     | Stainless steel | 7.00     |
| R1000P/PC  | Polished Chrome | 12.60    |
| R1000P/BR  | Polished Brass  | 12.60    |

### Rod end caps



| Item Code:                    | Finish:         | Price £: |
|-------------------------------|-----------------|----------|
| End cap for 6mm rod           |                 |          |
| REC                           | Satin Chrome    | 2.00     |
| REC/PC                        | Polished Chrome | 2.40     |
| REC/BR                        | Polished Brass  | 2.60     |
| Black PVC end cap for 6mm rod |                 |          |
| REC-P/BL                      | Black           | 0.25     |

## Rod fitting options

### Top/bottom fitting for rods



| Item Code: | Finish:         | Price £: |
|------------|-----------------|----------|
| RAS        | Satin Chrome    | 8.15     |
| RAS/PC     | Polished Chrome | 10.35    |
| RAS/BR     | Polished Brass  | 11.20    |

### Angled top fitting plus bottom floor fitting



- adjustable through 180°, the top fitting can be fixed to a horizontal, vertical or sloping surface

| Item Code: | Finish:         | Price £: |
|------------|-----------------|----------|
| RAAS       | Satin Chrome    | 15.50    |
| RAAS/PC    | Polished Chrome | 18.60    |
| RAAS/BR    | Polished Brass  | 20.15    |

### Rod ceiling fittings



Screw fit      Push fit

- available as screw fit - use with threaded rod or push fit with grub screw

| Item Code: | Finish:         | Price £: |
|------------|-----------------|----------|
| Screw fit  |                 |          |
| RS         | Satin Chrome    | 3.25     |
| RS/PC      | Polished Chrome | 3.90     |
| RS/BR      | Polished Brass  | 4.25     |
| Push fit   |                 |          |
| RP         | Satin Chrome    | 3.30     |
| RP/PC      | Polished Chrome | 3.95     |
| RP/BR      | Polished Brass  | 4.30     |

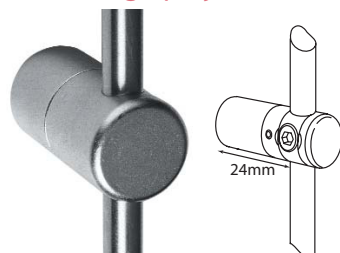
### Angled fittings



- available as screw fit - use with threaded rod or push fit with grub screw
- adjustable through 180°

| Item Code: | Finish:         | Price £: |
|------------|-----------------|----------|
| Screw fit  |                 |          |
| RSA        | Satin Chrome    | 9.50     |
| RSA/PC     | Polished Chrome | 11.40    |
| RSA/BR     | Polished Brass  | 12.35    |
| Push fit   |                 |          |
| RPA        | Satin Chrome    | 10.00    |
| RPA/PC     | Polished Chrome | 12.00    |
| RPA/BR     | Polished Brass  | 13.00    |

### Wall fitting - projects 24mm



- use vertical or horizontal
- use up to no.10 screw to fix

| Item Code: | Finish:         | Price £: |
|------------|-----------------|----------|
| WM11       | Satin Chrome    | 8.10     |
| WM11/PC    | Polished Chrome | 9.70     |
| WM11/BR    | Polished Brass  | 10.55    |

### Wall/panel fitting - projects 10mm



- use vertical or horizontal
- support to be used with Boss ref. P02
- minimum panel thickness 12mm
- use up to no. 8 screw to fix

| Item Code: | Finish:         | Price £: |
|------------|-----------------|----------|
| RS03       | Satin Chrome    | 5.80     |
| RS03/PC    | Polished Chrome | 7.00     |
| RS03/BR    | Polished Brass  | 7.55     |
| P02        | Nickel          | 0.40     |

Full dimensions - p13


Trade and volume discounts are available - please ask



# Panel clamps - 6mm rod

## Vertical clamps

For panels up to 7mm thick:



| Item Code:    | Finish:             | Price £:    |
|---------------|---------------------|-------------|
| <b>Single</b> |                     |             |
| <b>RG01</b>   | <b>Satin Chrome</b> | <b>5.60</b> |
| RG01/PC       | Polished Chrome     | 6.70        |
| RG01/BR       | Polished Brass      | 8.10        |
| <b>Double</b> |                     |             |
| <b>RG02</b>   | <b>Satin Chrome</b> | <b>7.50</b> |
| RG02/PC       | Polished Chrome     | 9.00        |
| RG02/BR       | Polished Brass      | 10.30       |

For panels up to 7mm thick - non-removable


- supports signs from the side



| Item Code:   | Finish:             | Price £:    |
|--------------|---------------------|-------------|
| <b>RGN01</b> | <b>Satin Chrome</b> | <b>4.00</b> |
| RGN01/PC     | Polished Chrome     | 4.80        |
| RGN01/BR     | Polished Brass      | 5.20        |

## Multi-position clamps


For panels up to 7mm thick:



- adjustable to any angle
- can be locked into position

| Item Code:    | Finish:             | Price £:    |
|---------------|---------------------|-------------|
| <b>Single</b> |                     |             |
| <b>RG11</b>   | <b>Satin Chrome</b> | <b>6.45</b> |
| RG11/PC       | Polished Chrome     | 9.50        |
| RG11/BR       | Polished Brass      | 10.55       |
| <b>Double</b> |                     |             |
| <b>RG21</b>   | <b>Satin Chrome</b> | <b>9.80</b> |
| RG21/PC       | Polished Chrome     | 11.75       |
| RG21/BR       | Polished Brass      | 12.75       |

For panels up to 10mm thick




- adjustable to any angle
- can be locked into position

| Item Code:    | Finish:             | Price £:     |
|---------------|---------------------|--------------|
| <b>Single</b> |                     |              |
| <b>RG13</b>   | <b>Satin Chrome</b> | <b>7.95</b>  |
| RG13/PC       | Polished Chrome     | 9.55         |
| RG13/BR       | Polished Brass      | 10.60        |
| <b>Double</b> |                     |              |
| <b>RG23</b>   | <b>Satin Chrome</b> | <b>12.35</b> |
| RG23/PC       | Polished Chrome     | 14.85        |
| RG23/BR       | Polished Brass      | 16.05        |


## Multi-position clamps for wide panels

For panels up to 7mm thick:



- top/bottom clamps for panels wider than the distance between rods
- adjustable to any angle
- can be locked into position


| Item Code:    | Finish:             | Price £:     |
|---------------|---------------------|--------------|
| <b>Single</b> |                     |              |
| <b>RG12</b>   | <b>Satin Chrome</b> | <b>6.95</b>  |
| RG12/PC       | Polished Chrome     | 9.55         |
| RG12/BR       | Polished Brass      | 10.65        |
| <b>Double</b> |                     |              |
| <b>RG22</b>   | <b>Satin Chrome</b> | <b>12.90</b> |
| RG22/PC       | Polished Chrome     | 15.50        |
| RG22/BR       | Polished Brass      | 16.75        |



All rod fittings are easy to install and remove

## Supports for panels with holes

For panels 5-6mm thick:



- to hold standard panels **5-6mm** thick
- hole size **6mm** diameter
- supports for panels up to **20mm** thick are also available
- see ordering information on the right

| Item Code:    | Finish:             | Price £:     |
|---------------|---------------------|--------------|
| <b>Single</b> |                     |              |
| <b>RS13</b>   | <b>Satin Chrome</b> | <b>7.60</b>  |
| RS13/PC       | Polished Chrome     | 9.20         |
| RS13/BR       | Polished Brass      | 10.30        |
| <b>Double</b> |                     |              |
| <b>RS23</b>   | <b>Satin Chrome</b> | <b>10.20</b> |
| RS23/PC       | Polished Chrome     | 13.40        |
| RS23/BR       | Polished Brass      | 14.45        |

### RS13 & RS23

for extra thick panels up to 20mm, specify size required. Add £1.00 to price shown.

Ref example:  
RS13/S


Full dimensions - p13

Trade and volume discounts are available - please ask



# Supports - 6mm rod

## Supports for screw fix panels



### Support

- support for any item fitted with boss fitting P02 - see right

| Item Code:    | Finish:             | Price £:    |
|---------------|---------------------|-------------|
| <b>Single</b> |                     |             |
| <b>RS03</b>   | <b>Satin Chrome</b> | <b>5.80</b> |
| RS03/PC       | Polished Chrome     | 7.00        |
| RS03/BR       | Polished Brass      | 7.55        |
| <b>Double</b> |                     |             |
| <b>RS04</b>   | <b>Satin Chrome</b> | <b>6.95</b> |
| RS04/PC       | Polished Chrome     | 8.35        |
| RS04/BR       | Polished Brass      | 9.05        |



### P02 Boss

- Boss for use with supports RS03/RS04  
- use with up to No. 10 countersunk wood screw or bolt

| Item Code: | Finish:       | Price £:    |
|------------|---------------|-------------|
| <b>P02</b> | <b>Nickel</b> | <b>0.40</b> |

## Sign support

For panels up to 7mm thick




- Supports signs from above

| Item Code:  | Finish:             | Price £:    |
|-------------|---------------------|-------------|
| <b>RG05</b> | <b>Satin Chrome</b> | <b>3.45</b> |
| RG05/PC     | Polished Chrome     | 4.15        |
| RG05/BR     | Polished Brass      | 4.50        |



## Hooks

Hook for panels up to 3mm thick with holes



| Item Code:    | Finish:             | Price £:    |
|---------------|---------------------|-------------|
| <b>Single</b> |                     |             |
| <b>RH01</b>   | <b>Satin Chrome</b> | <b>4.75</b> |
| RH01/PC       | Polished Chrome     | 5.70        |
| RH01/BR       | Polished Brass      | 6.10        |
| <b>Double</b> |                     |             |
| <b>RH02</b>   | <b>Satin Chrome</b> | <b>6.00</b> |
| RH02/PC       | Polished Chrome     | 7.20        |
| RH02/BR       | Polished Brass      | 7.80        |

Picture hooks



| Item Code:    | Finish:             | Price £:     |
|---------------|---------------------|--------------|
| <b>Single</b> |                     |              |
| <b>RS12</b>   | <b>Satin Chrome</b> | <b>8.20</b>  |
| RS12/PC       | Polished Chrome     | 11.20        |
| RS12/BR       | Polished Brass      | 12.25        |
| <b>Double</b> |                     |              |
| <b>RS22</b>   | <b>Satin Chrome</b> | <b>13.85</b> |
| RS22/PC       | Polished Chrome     | 17.45        |
| RS22/BR       | Polished Brass      | 18.75        |

## Under-shelf support



- locates under shelf  
- shelf requires 10mm diameter hole  
- non-removable support

| Item Code:    | Finish:             | Price £:    |
|---------------|---------------------|-------------|
| <b>Single</b> |                     |             |
| <b>RS01</b>   | <b>Satin Chrome</b> | <b>2.60</b> |
| RS01/PC       | Polished Chrome     | 3.10        |
| RS01/BR       | Polished Brass      | 3.40        |



Full dimensions - p13

Trade and volume discounts are available - please ask






# Shelf supports - 6mm rod

## Supports for wooden or glass shelves

### Shelf support



- adjustable to any angle of slope
- can be locked into position
- for glass shelves add ref. P08 (see right)

Item Code: Finish: Price £:

| Single      |                     |              |
|-------------|---------------------|--------------|
| <b>RS11</b> | <b>Satin Chrome</b> | <b>6.75</b>  |
| RS11/PC     | Polished Chrome     | 9.85         |
| RS11/BR     | Polished Brass      | 10.95        |
| Double      |                     |              |
| <b>RS21</b> | <b>Satin Chrome</b> | <b>10.80</b> |
| RS21/PC     | Polished Chrome     | 14.40        |
| RS21/BR     | Polished Brass      | 15.75        |

### Screw to retain glass shelves




- Used on on RS11 or RS21 to hold **6mm** thick as standard
- flush finish
  - plastic insert to protect glass
  - hole **6mm** dia, **6mm** thick glass
  - hole **12mm** from edge of glass

Item Code: Finish: Price £:

| P08                 |                 |      |
|---------------------|-----------------|------|
| <b>Satin Chrome</b> | <b>3.65</b>     |      |
| P08/PC              | Polished Chrome | 4.65 |
| P08/BR              | Polished Brass  | 4.90 |

## Clamps for glass shelves and panels

### Clamp for glass shelves up to 7mm thick



- for glass shelves without holes


Item Code: Finish: Price £:

| Single      |                     |             |
|-------------|---------------------|-------------|
| <b>RG06</b> | <b>Satin Chrome</b> | <b>5.40</b> |
| RG06/PC     | Polished Chrome     | 6.50        |
| RG06/BR     | Polished Brass      | 7.30        |
| Double      |                     |             |
| <b>RG07</b> | <b>Satin Chrome</b> | <b>7.50</b> |
| RG07/PC     | Polished Chrome     | 9.00        |
| RG07/BR     | Polished Brass      | 9.75        |



## Multi-position clamps for glass shelves and panels

### Multi-position clamp for glass shelves and panels up to 7mm thick




- adjustable to any angle
- can be locked into position

Item Code: Finish: Price £:

| Single      |                     |             |
|-------------|---------------------|-------------|
| <b>RG11</b> | <b>Satin Chrome</b> | <b>6.45</b> |
| RG11/PC     | Polished Chrome     | 9.50        |
| RG11/BR     | Polished Brass      | 10.55       |
| Double      |                     |             |
| <b>RG21</b> | <b>Satin Chrome</b> | <b>9.80</b> |
| RG21/PC     | Polished Chrome     | 11.75       |
| RG21/BR     | Polished Brass      | 12.75       |

### Multi-position clamp for glass shelves and panels up to 10mm thick



- adjustable to any angle
- can be locked into position

Item Code: Finish: Price £:

| Single      |                     |              |
|-------------|---------------------|--------------|
| <b>RG13</b> | <b>Satin Chrome</b> | <b>7.95</b>  |
| RG13/PC     | Polished Chrome     | 9.55         |
| RG13/BR     | Polished Brass      | 10.60        |
| Double      |                     |              |
| <b>RG23</b> | <b>Satin Chrome</b> | <b>12.35</b> |
| RG23/PC     | Polished Chrome     | 14.85        |
| RG23/BR     | Polished Brass      | 16.05        |

## Supports to hold rods

### Rod support




- for **6mm** diameter rods
- rods will hold acrylic pockets, leaflet holders, banners & graphics etc

Item Code: Finish: Price £:

| Single      |                     |             |
|-------------|---------------------|-------------|
| <b>RS05</b> | <b>Satin Chrome</b> | <b>5.40</b> |
| RS05/PC     | Polished Chrome     | 6.50        |
| RS05/BR     | Polished Brass      | 7.00        |
| Double      |                     |             |
| <b>RS06</b> | <b>Satin Chrome</b> | <b>7.50</b> |
| RS06/PC     | Polished Chrome     | 9.00        |
| RS06/BR     | Polished Brass      | 9.75        |

### Rod support - Multi-position



- to hold **6mm** rod
- support for rods at any angle
- can be locked into position

Item Code: Finish: Price £:

| RR01                |                 |       |
|---------------------|-----------------|-------|
| <b>Satin Chrome</b> | <b>10.15</b>    |       |
| RR01/PC             | Polished Chrome | 12.20 |
| RR01/BR             | Polished Brass  | 13.10 |

Full dimensions - p13

Trade and volume discounts are available - please ask



# 10mm rod - fitting options

## 10mm threaded rod

### Threaded rod - both ends



- 10mm rod, right hand threaded  
- available in .5m, 1m and 1.5m lengths

| Item Code: | Finish:         | Price £: |
|------------|-----------------|----------|
| R1500-10   | Stainless steel | 12.80    |
| R1000-10   | Stainless steel | 10.50    |
| R500-10    | Stainless steel | 7.65     |

### Rod end caps



| Item Code: | Finish:      | Price £: |
|------------|--------------|----------|
| REC-10     | Satin Chrome | 1.80     |

## Rod fitting options

### Top/bottom fitting



| Item Code: | Finish:      | Price £: |
|------------|--------------|----------|
| RAS-10     | Satin Chrome | 8.50     |

### Ceiling fitting



- screw fix for use with threaded rod

| Item Code: | Finish:      | Price £: |
|------------|--------------|----------|
| RS-10      | Satin Chrome | 3.75     |

### Wall mounted fittings - vertical or horizontal

- wall mounted fixing to hold the rod **27mm** from the wall



| Item Code: | Finish:      | Price £: |
|------------|--------------|----------|
| WM11-10    | Satin Chrome | 8.60     |

- wall mounted fixing to hold the rod **50mm** from the wall  
- ideal for use with narrow shelves



| Item Code: | Finish:      | Price £: |
|------------|--------------|----------|
| WM11L-10   | Satin Chrome | 8.90     |


## In-line connector



- allows a 6mm horizontal rod to be fitted flush to the vertical 10mm rod

| Item Code: | Finish:      | Price £: |
|------------|--------------|----------|
| RC10-6     | Satin Chrome | 1.95     |

## Decorative cover disc - thread through



- can be used with any standard 6mm or 10mm diameter rod  
- use below false ceiling to hide hole, giving a professional finish

| Item Code: | Finish:      | Price £: |
|------------|--------------|----------|
| CD-10      | Satin Chrome | 1.55     |

## Extra strong ceiling/wall fitting



- heavy duty ceiling/wall support with 3 screw holes for extra secure fixing

| Item Code: | Finish:      | Price £: |
|------------|--------------|----------|
| HDS        | Satin Chrome | 3.85     |

## Decorative support plate



- can be used with any standard ceiling fitting or wall mount

| Item Code: | Finish:      | Price £: |
|------------|--------------|----------|
| P01-PC01   | Satin Chrome | 2.95     |


**NB: All 10mm rod fittings shown here are NON-REMOVABLE and are threaded onto the rod at the time of installation**  
Trade and volume discounts are available - please ask

Full dimensions - p13

# Panel clamps - 10mm rod

## Vertical clamps

For panels up to 7mm thick:



| Item Code:    | Finish:      | Price £: |
|---------------|--------------|----------|
| <b>Single</b> |              |          |
| RG01-10       | Satin Chrome | 5.75     |
| <b>Double</b> |              |          |
| RG02-10       | Satin Chrome | 7.60     |


For panels up to 12.7mm thick:



| Item Code: | Finish:      | Price £: |
|------------|--------------|----------|
| RG14-10    | Satin Chrome | 5.95     |

## Multi-position clamps

For panels up to 7mm thick:



- adjustable to any angle
- can be locked into position

| Item Code:    | Finish:      | Price £: |
|---------------|--------------|----------|
| <b>Single</b> |              |          |
| RG11-10       | Satin Chrome | 6.95     |
| <b>Double</b> |              |          |
| RG21-10       | Satin Chrome | 9.90     |

For panels up to 10mm thick



- adjustable to any angle
- can be locked into position

| Item Code:    | Finish:      | Price £: |
|---------------|--------------|----------|
| <b>Single</b> |              |          |
| RG13-10       | Satin Chrome | 8.40     |
| <b>Double</b> |              |          |
| RG23-10       | Satin Chrome | 12.40    |

## Multi-position clamps for wide panels

For panels up to 7mm thick




- top/bottom supports for panels wider than the distance between rods
- adjustable to any angle
- can be locked into position

| Item Code:    | Finish:      | Price £: |
|---------------|--------------|----------|
| <b>Single</b> |              |          |
| RG12-10       | Satin Chrome | 7.45     |
| <b>Double</b> |              |          |
| RG22-10       | Satin Chrome | 12.95    |

## Supports for panels with holes

For panels 5-6mm thick



- hole size **6mm** diameter
- to hold standard panels **5-6mm** thick
- for extra thick panels up to 20mm, specify size required. Add £1.00 to price shown

| Item Code:    | Finish:      | Price £: |
|---------------|--------------|----------|
| <b>Single</b> |              |          |
| RS13-10       | Satin Chrome | 7.90     |
| <b>Double</b> |              |          |
| RS23-10       | Satin Chrome | 10.25    |

## Hooks

Hook for panels up to 3mm thick with holes



| Item Code:    | Finish:      | Price £: |
|---------------|--------------|----------|
| <b>Single</b> |              |          |
| RH01-10       | Satin Chrome | 4.95     |
| <b>Double</b> |              |          |
| RH02-10       | Satin Chrome | 6.10     |

Picture hook



| Item Code: | Finish:      | Price £: |
|------------|--------------|----------|
| RS12-10    | Satin Chrome | 8.50     |

**NB: All 10mm rod fittings shown here are NON-REMOVABLE and are threaded onto the rod at the time of installation**  
Trade and volume discounts are available - please ask

Full dimensions - p13

# Supports - 10mm rod

## Supports for wooden or glass shelves

### Shelf support



- adjustable to any angle of slope
- can be locked into position
- for glass shelves add ref. P08 (see right)

| Item Code:    | Finish:      | Price £: |
|---------------|--------------|----------|
| <b>Single</b> |              |          |
| RS11-10       | Satin Chrome | 6.95     |
| <b>Double</b> |              |          |
| RS21-10       | Satin Chrome | 10.90    |

### Screw to retain glass shelves




- Used on on RS11-10 or RS21-10 to hold **6mm** thick as standard
- flush finish
- plastic insert to protect glass
- hole **6mm** dia, **6mm** thick glass
- hole **12mm** from the edge of glass

| Item Code: | Finish:      | Price £: |
|------------|--------------|----------|
| P08        | Satin Chrome | 3.65     |

## Clamp for glass shelves and panels

### Clamp for glass shelves up to 7mm thick




- for glass shelves without holes

| Item Code:    | Finish:      | Price £: |
|---------------|--------------|----------|
| <b>Single</b> |              |          |
| RG06-10       | Satin Chrome | 5.90     |
| <b>Double</b> |              |          |
| RG07-10       | Satin Chrome | 7.60     |

## Supports to hold rods


### Rod support for 6mm rod



- to take **6mm** diameter rods
- rods will hold acrylic pockets, leaflet holders, banners & graphics

| Item Code:    | Finish:      | Price £: |
|---------------|--------------|----------|
| <b>Single</b> |              |          |
| RS05-10       | Satin Chrome | 5.75     |
| <b>Double</b> |              |          |
| RS06-10       | Satin Chrome | 7.60     |

## Supports for screw fix panels



### Support

- support for any item fitted with boss fitting P02 - see right

| Item Code:    | Finish:      | Price £: |
|---------------|--------------|----------|
| <b>Single</b> |              |          |
| RS03-10       | Satin Chrome | 5.90     |
| <b>Double</b> |              |          |
| RS04-10       | Satin Chrome | 7.05     |



### P02 Boss

- Boss for use with supports RS03-10/RS04-10
- use with up to No. 10 countersunk wood screw or bolt

| Item Code: | Finish: | Price £: |
|------------|---------|----------|
| P02        | Nickel  | 0.40     |

## Multi-positional supports to hold rods


### Support to hold 6mm rods



- to hold **6mm** diameter rods
- rods will hold acrylic pockets, leaflet holders, banners & graphics etc

| Item Code: | Finish:      | Price £: |
|------------|--------------|----------|
| RR01/6-10  | Satin Chrome | 10.40    |

### Support to hold 10mm rods



- to hold **10mm** rod
- support for rods at any angle
- can be locked into position

| Item Code: | Finish:      | Price £: |
|------------|--------------|----------|
| RR01-10    | Satin Chrome | 10.40    |

**NB: All 10mm rod fittings shown here are NON-REMOVABLE and are threaded onto the rod at the time of installation**  
Trade and volume discounts are available - please ask

Full dimensions - p13

# Component measurements

All measurements are in millimetres unless stated

L=Length W=Width H=Height Ø=Diameter D=Depth Int=Internal

Int=Internal

| Item code: | Allen key: | Dimensions:  |
|------------|------------|--|
| AC         |            | W=19; H=11.5   |
| ACD        |            | W=28; H=11   |
| ACL        |            | W=19; H=11.5   |
| C2         |            | 2m cable; top fitting Ø=16   |
| C2A4F      | ● ●        | Top fitting Ø=18; floor fitting Ø=15                                 |
| C2CW-15    | ● ●        | Wall brackets Ø=38; 40mm from wall to back cable; floor fitting Ø=16 |
| C2CW-30    | ● ●        | Wall brackets Ø=38; 40mm from wall to back cable; floor fitting Ø=16 |
| C2WF-15    | ● ●        | Wall brackets Ø=38; 40mm from wall to back cable; floor fitting Ø=15 |
| C2WF-30    | ● ●        | Wall brackets Ø=38; 40mm from wall to back cable; floor fitting Ø=15 |
| C2WW-15    | ● ●        | Wall brackets Ø=38; 40mm from wall to back cable                     |
| C2WW-30    | ● ●        | Wall brackets Ø=38; 40mm from wall to back cable                     |
| CA4        | ●          | 4m cable; top fitting Ø=16; bottom fitting Ø=15                      |
| CA4-3      | ●          | Top fitting Ø=16; bottom fitting Ø=15                                |
| CAA        | ● ●        | 4m cable; fittings Ø=38  |
| CAF        | ● ●        | 4m cable; top bracket Ø=38; floor fitting Ø=15                       |
| CAT        | ●          | Weight 100H x 30Ø; weighs 0.55kg                                     |
| CCT        | ●          | Weight 100H x 30Ø; weighs 0.55kg                                     |
| CCW        | ●          | 3m cable; top fitting Ø=16; projects 40 from wall                    |
| CD-4       | ●          | W=5; Ø=25  |
| CD-10      | ●          | W=5; Ø=25  |
| CG01       | ●          | L=20; Ø=16   |
| CG01-3     | ● ●        | L=21; Ø=16   |
| CG02       | ●          | L=32; Ø=16   |
| CG03       | ●          | L=15; Ø=10   |
| CG03-3     | ●          | L=15; Ø=10   |
| CG04       | ●          | L=22; Ø=10   |
| CG04-3     | ●          | L=22; Ø=10   |
| CG06       | ●          | L=20; Ø=16   |
| CG07       | ●          | L=32; Ø=16   |
| CG08       | ●          | L=31; Ø=21; 8.5mm Ø hole required 15mm from edge of panel            |
| CG09       | ●          | L=22; Ø=16   |
| CG11       | ● ●        | L=27; Ø=16   |
| CG11-3     | ● ● ●      | L=28; Ø=16   |
| CG12       | ● ●        | L=30; Ø=18   |
| CG12-3     | ● ● ●      | L=31; Ø=18   |
| CG13       | ● ●        | L=27; Ø=18   |
| CG13-3     | ● ● ●      | L=28; Ø=18   |
| CG14       | ●          | L=20; Ø=20.5   |
| CG14-3     | ● ●        | L=21; Ø=20.5   |
| CG15       | ●          | L=20; Ø=20.5   |
| CG15-3     | ● ●        | L=20.5; Ø=21   |
| CG21       | ● ●        | L=46; Ø=16   |
| CG21-3     | ● ● ●      | L=46; Ø=16   |
| CG22       | ● ●        | L=52; Ø=18   |
| CG22-3     | ● ● ●      | L=52; Ø=18   |
| CG23       | ● ●        | L=46; Ø=18   |
| CG23-3     | ● ● ●      | L=46; Ø=18   |
| CH01       | ●          | L=16; Ø=16   |
| CH01-3     | ●          | L=17; Ø=16   |
| CH02       | ●          | L=24; Ø=16   |
| CH02-3     | ●          | L=24; Ø=16   |
| CQQ        | ●          | 2m Cable; top and bottom fitting Ø=16                                |
| CS01       | ●          | D=11; Ø=16   |
| CS01-3     | ●          | D=11; Ø=16   |
| CS03       | ● ●        | L=14; Int Ø=12; Int D=6; Ø=16  |
| CS03-3     | ● ● ●      | L=15; Int Ø=12; Int D=6; Ø=16  |
| CS04       | ● ●        | L=20; Int Ø=12; Int D=6; Ø=16  |
| CS05       | ● ●        | L=14; Ø=16   |
| CS05-3     | ● ●        | L=15; Ø=16   |
| CS06       | ● ●        | L=20; Ø=16   |
| CS07       | ● ●        | L=28; Ø=16   |
| CS08       | ● ●        | L=12; Ø=12   |
| CS08-3     | ● ●        | L=16; Ø=16   |
| CS09       | ●          | L=17; Ø=16   |
| CS11       | ● ●        | L=36; Ø=18   |
| CS11-3     | ● ● ●      | L=37; Ø=18   |
| CS12       | ●          | H=28; D=14.6; Ø=16   |

| Item code:  | Allen key: | Dimensions:  |
|-------------|------------|--|
| CS12-3      | ● ●        | H=27; D=26; Ø=16   |
| CS13        | ● ●        | L=21.5; Ø=16   |
| CS13-3      | ● ●        | L=23.5; Ø=16   |
| CS21        | ● ●        | L=64; Ø=16   |
| CS21-3      | ● ●        | L=64; Ø=16   |
| CS22        | ●          | H=28; D=21.2; Ø=16                                       |
| CS23        | ● ●        | L=35; Ø=16   |
| CS23-3      | ● ●        | L=37; Ø=16   |
| CWF         | ●          | 3m cable; projects 40 from wall; floor fitting Ø=15      |
| CWW         | ●          | 3m cable; projects 40 from wall; fitting plate Ø=38      |
| HDS         |            | D=15; Ø=50   |
| HR10-3      | ●          | L=790; Ø=10  |
| KC2-CG05    | ● ●        | Top fitting Ø=16; support Ø=23                           |
| KC2-CG05-10 | ● ●        | Top fitting Ø=16;  |
| KMDB/SI     | ●          | H=350; D=350; cables/rods project 40mm & 340mm from wall |
| KMSB-25/SI  |            | H=30; Ø=35; cable fitting 25mm from wall                 |
| KMSB/SI     |            | H=60; Ø=60; cable fitting 50mm from wall                 |
| KMSB-100/SI |            | H=110; Ø=110; cable fitting 100mm from wall              |
| P01         |            | Ø=38   |
| P01-PC01    |            | H=15; Ø=38   |
| P02         |            | Ø=12; D=6  |
| P08         | ●          | H=8; Ø=16  |
| PC01/I      |            | L=12; Ø=16   |
| PC31        |            | L=18   |
| PR01-I      |            | L=12; Ø=16   |
| R1000-10    |            | L=1000; Ø=10   |
| R1000P      |            | L=1000; Ø=6  |
| R1500       |            | L=1500; Ø=6  |
| R1500-10    |            | L=1500; Ø=10   |
| R500        |            | L=500; Ø=6   |
| R500-10     |            | L=500; Ø=10  |
| R500P       |            | L=500; Ø=6   |
| RAAS        | ● ●        | Top fitting Ø=15; bottom fitting Ø=18                    |
| RAS         | ●          | Top & bottom fitting Ø=18                                |
| RAS-10      |            | Top fitting Ø=20; Bottom fitting Ø=22                    |
| RB1         |            | 1m rod; top fitting Ø=16                                 |
| RB2         |            | 2m rod; top fitting Ø=16                                 |
| RB3         |            | 3m rod; top fitting Ø=16                                 |
| RBCF3       |            | 3m rod; top fitting Ø=16; bottom fitting Ø=15            |
| RBT1        |            | 1m rod; top fitting Ø=16                                 |
| RBT2        |            | 2m rod; top fitting Ø=16                                 |
| RBT3        |            | 3m rod; top fitting Ø=16                                 |
| RBTf3       |            | 3m rod; top fitting Ø=16; bottom fitting Ø=15            |
| RC10-6      | ●          | L=25; Ø=10   |
| REC         | ●          | L=16; Ø=12   |
| REC-10      |            | L=15; Ø=10   |
| REC-P/BL    |            | L=17; Ø=8.5  |
| RG01        | ●          | L=25; Ø=16   |
| RG01-10     | ● ●        | L=29; Ø=18   |
| RG02        | ●          | L=36; Ø=16   |
| RG02-10     | ● ●        | L=40; Ø=18   |
| RG05        | ● ●        | L=16; Ø=16   |
| RG06        | ● ●        | L=25; Ø=16   |
| RG06-10     | ● ●        | L=29; Ø=18   |
| RG07        | ●          | L=36; Ø=16   |
| RG07-10     | ● ●        | L=40; Ø=18   |
| RG11        | ● ●        | L=30; Ø=16   |
| RG11-10     | ● ● ●      | L=34; Ø=18   |
| RG12        | ● ●        | L=33; Ø=18   |
| RG12-10     | ● ● ●      | L=37; Ø=18   |
| RG13        | ● ●        | L=30; Ø=18   |
| RG13-10     | ● ● ●      | L=34; Ø=18   |
| RG14-10     | ● ●        | L=29; Ø=20.5   |
| RG21        | ● ●        | L=46; Ø=16   |
| RG21-10     | ● ● ●      | L=68; Ø=16   |
| RG22        | ● ●        | L=52; Ø=18   |
| RG22-10     | ● ● ●      | L=56; Ø=18   |

| Item code: | Allen key: | Dimensions:                     |
|------------|------------|---------------------------------|
| RG23       | ● ●        | L=46; Ø=18                      |
| RG23-10    | ● ● ●      | L=50; Ø=18                      |
| RGN01      | ●          | L=25; Ø=16                      |
| RH01       | ●          | L=19; Ø=16                      |
| RH01-10    | ●          | L=23; Ø=18                      |
| RH02       | ●          | L=24; Ø=16                      |
| RH02-10    | ●          | L=28; Ø=18                      |
| RP         | ●          | Ø=18                            |
| RPA        | ● ●        | Ø=15                            |
| RR01       | ● ●        | L=31; Ø=16                      |
| RR01-10    | ● ●        | L=40; Ø=18                      |
| RR01-3/10  | ● ● ●      | L=33; Ø=18                      |
| RR01-3/6   | ● ● ●      | L=29; Ø=16                      |
| RR01-6/10  | ● ●        | L=56; Ø=18                      |
| RS         |            | Ø=18                            |
| RS01       | ●          | D=11; Ø=16                      |
| RS03       | ● ●        | L=17.5; Int Ø=12; Int D=6; Ø=16 |
| RS03-10    | ● ●        | L=22; Ø=18                      |
| RS04       | ● ●        | L=21; Int Ø=12; Int D=6; Ø=16   |
| RS04-10    | ● ●        | L=26; Ø=18                      |
| RS05       | ● ●        | L=17; Ø=16                      |
| RS05-10    | ● ●        | L=22; Ø=18                      |
| RS06       | ● ●        | L=20; Ø=16                      |
| RS06-10    | ● ●        | L=26; Ø=18                      |
| RS08       | ● ●        | L=18; Ø=16                      |
| RS-10      |            | L=22; Ø=20                      |
| RS11       | ● ●        | L=39; Ø=16                      |
| RS11-10    | ● ●        | L=43; Ø=18                      |
| RS12       | ●          | H=28; D=18.1; Ø=16              |
| RS12-10    | ● ●        | L=20; Ø=18                      |
| RS13       | ● ●        | L=25; Ø=16                      |
| RS13-10    | ● ●        | L=30; Ø=18                      |
| RS21       | ● ●        | L=64; Ø=16                      |
| RS21-10    | ● ●        | L=68; Ø=18                      |
| RS22       | ● ●        | L=30; D=24.2; Ø=16              |
| RS23       | ● ●        | L=38; Ø=16                      |
| RS23-10    | ● ●        | L=38; Ø=18                      |
| RSA        | ●          | Ø=15                            |
| WM01       | ● ●        | L=30                            |
| WM02       | ● ●        | L=30                            |
| WM03       | ●          | L=16                            |
| WM04       | ●          | L=16                            |
| WM05-13    | ●          | L=25; Ø=16                      |
| WM05L-20   | ●          | L=40; Ø=16                      |
| WM06       |            | L=19; Ø=16                      |
| WM07       | ●          | L=28; Ø=16                      |
| WM08       | ●          | L=32; Ø=16                      |
| WM09       | ● ●        | L=31; Ø=16                      |
| WM10       | ●          | L=39; Ø=16; 24mm from wall      |
| WM11       | ● ●        | L=31; Ø=16                      |
| WM11-10    | ● ●        | L=36; Ø=18                      |
| WM11L-10   | ● ●        | L=59; Ø=18                      |
| WM12       | ●          | L=20; Ø=12                      |
| WM15       | ●          | L=25; Ø=25                      |
| WM16       | ●          | L=50; Ø=25                      |
| WM17       | ●          | L=75; Ø=25                      |
| WM18       | ●          | L=25; Ø=16                      |
| WM19       |            | Ø=16                            |
| WM20       | ●          | Ø=25; D=5.5                     |
| WMS-2      |            | D=2                             |
| WMS-3      |            | D=3                             |

ALLEN KEYS:  
To see which allen key each component requires, check the colour code in the list above against the grid below:

|       |       |   |
|-------|-------|---|
| AK1.5 | 1.5mm | ● |
| AK2.0 | 2.0mm | ● |
| AK2.5 | 2.5mm | ● |
| AK3.0 | 3.0mm | ● |
| AK4.0 | 4.0mm | ● |
| AK5.0 | 5.0mm | ● |
| AK6.0 | 6.0mm | ● |

# create the perfect display for

## Wall mounted...

Spies Hecker gratefully acknowledges the support of the following companies:



**W&G Mechanical Services Co. Ltd**  
INCORPORATING GARMAT UK.  
SPRAYBOOTH AND BODYSHOP EQUIPMENT SPECIALISTS

**3M**

Innovation • Experience • Quality  
**minden SATA FESTO**

**Farécla**  
The Simple Solution to Paintwork Rectification



## Signage suspended from the ceiling...



## Floor-to-ceiling creativity...



Versatile cable and rod systems that allow you to create exactly the display you want.

# you...

**Freestanding displays**



**Add low voltage lighting**



**Add movement...**

**and watch your sales increase**



Floating multi-media presentations...



The very latest digital displays will add sound and movement to your displays...and increase sales too...

Add flexibility to your display with channel...






Incredibly slim, bright light boxes create maximum impact...



Ultra-bright, slim light boxes can be suspended or wall mounted... used on their own or combined with other displays...





DISPLAY EXHIBITION  
& SHOP EQUIPMENT

**John Ellis Shop Equipment Limited**

TEL: 01223 892283 FAX: 01223 891572

johnellis@shopequip.co.uk

**[www.shopequip.co.uk](http://www.shopequip.co.uk)**