

INSTALLATION

the display collection

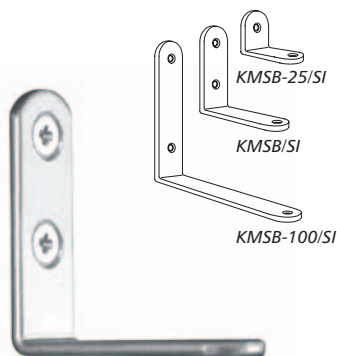


**JOHN
ELLIS**

DISPLAY EXHIBITION
& SHOP EQUIPMENT

Brackets

Single wall bracket

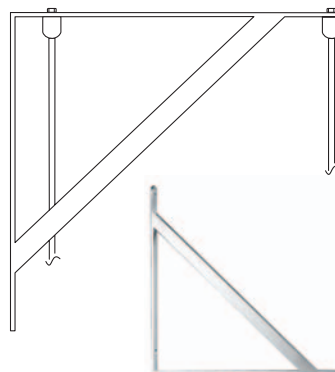


- available in 3 sizes
- all units can be fitted to the wall using up to no 10 screws
- supplied with nut and bolt to connect cable/rod to bracket

Size:
KMSB-25/SI: 30mm height, 35mm depth, cable fixing: 25mm from wall
KMSB/SI: 60mm height, 60mm depth, cable fixing: 50mm from wall
KMSB-100/SI: 110mm height, 110mm depth, cable fixing: 100mm from wall

Item Code:	Finish:	Price £:
KMSB-25/SI	Silver	3.65
KMSB/SI	Silver	3.95
KMSB-100/SI	Silver	6.75

Triangular wall bracket



- supplied with 2 nuts and bolts to connect cables/rods to bracket
- supports 2 cables/rods 300mm apart
- hi-tech appearance
- can be used as a canopy or sign support

Size: 350mm height, 350mm depth, cables/rods project 40mm and 340mm from the wall

Item Code:	Finish:	Price £:
KMDB/SI	Silver	24.75

Channels and toggle fittings



Dovetail channel

Rebate channel

3m dovetail channel

- for ceiling, floor or wall mounting
- makes cables/rods fully moveable
- stylish appearance
- NB order suitable toggle to connect cable/rod to the channel (see below)


Item Code:	Finish:	Price £:
ACD	3m Silver	27.00
ACD-2	2m silver	19.00
ACD-1	1m silver	11.00

3m rebate channel

- for rebating into floor or shelves with a flush finish
- makes cables/rods fully moveable
- NB order suitable toggle to connect cable/rod to the channel (see below)

Item Code:	Finish:	Price £:
AC	Silver	27.00

3m double sided channel



- for wall mounting with wall brackets and toggles

Item Code:	Finish:	Price £:
ACL	Silver	45.00

Quick fit cable



- cable design to be used with channel top and bottom
- includes 4m of cable, 2 quick fit toggles & spring tensioner

NB Not to be used with lighting

Item Code:	Finish:	Price £:
CQQ	Satin Chrome	14.50
CQQ/PC	Polished Chrome	17.00
CQQ/BR	Polished Brass	18.25

Toggle



- for fixing cables/rods to channels
- can be used with all top and bottom fittings
- supplied complete with allen key, 12mm and 14mm long screws

Item Code:	Finish:	Price £:
AT	Silver	0.95

Quick fit toggle



- brass toggle that screws into the top end of a cable/rod or wall fitting
- fits directly into almost any make of channel
- invisible when used

Item Code:	Finish:	Price £:
PC01-Q	Brass for cable	1.60
PR01-Q	Brass for rod	1.60

Isolators

Add isolators when using channel or installing into metal ceilings or floors

Top isolator

- Black nylon for cables, white nylon for rods

Top isolator		
Code:		Price £:
PC01/I	For cables	1.50
PR01/I	For rods	1.50

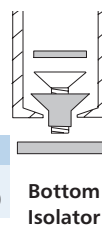


Top Isolator

Bottom isolator

- in 3 nylon sections

Bottom isolator		
Code:		Price £:
SP/IS	For cables & rods	2.50



Bottom Isolator

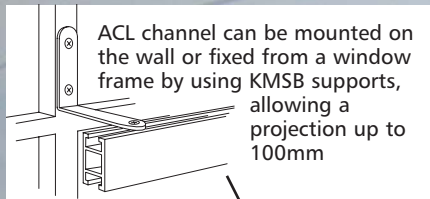
In-line rod isolator

- insert when metal accessories touch both rods to avoid fusing

In-line isolator		
Code:		Price £:
LIJ	For 6mm rods	2.35



Full dimensions - p6



Channel solves many installation challenges:

- use channel when you wish to change the poster sizes and need different cable/rod centres
- use channel to create a feature area
- use channel to bring the display away from the wall or window
- use channel to bridge over a poor fixing area
- channel allows tremendous fixing flexibility. You can position cables anywhere along their length

Bottom rod fitting with AT toggle



ACL channel with quick fit cable (ref: CQQ)

Cleaners



Glass cleaner

- crystal clear finish, advanced formulation, high purity and non-abrasive

Item Code:	Size:	Price £:
CL/G	1 litre	5.00



Acrylic cleaner

- anti-static, polycarbonate, smear free

Item Code:	Size:	Price £:
CL/A	1 litre	5.40
CL.5/A	500ml	3.65

NB: solvent based cleaners (such as polish) will mark and possibly craze or damage acrylic, so we strongly recommend you use this acrylic cleaner

Tools



Allen keys

- ensure you have the correct allen key for your support - see page 6

Item Code:	Size:	Price £:
AK1.5	1.5mm	0.30
AK2.0	2.0mm	0.35
AK2.5	2.5mm	0.40
AK3.0	3.0mm	0.45
AK4.0	4.0mm	0.50
AK5.0	5.0mm	0.55
AK6.0	6.0mm	0.60



Hex driver

- increases the speed of your installation

Item Code:	Size:	Price £:
HD1.5	1.5mm	4.00
HD2.0	2.0mm	4.55
HD2.5	2.5mm	5.10
HD3.0	3.0mm	5.65
HD4.0	4.0mm	6.20
HD5.0	5.0mm	6.75

Screws and fixings

Small screws

- for use with WM12
- minimum order quantity - 100

Item Code:	No.	Size:	Price £:
WS6X1	No. 6 x 1		0.10
WS6X1.5	No. 6 x 1.5		0.12



Screws for channel

- use to install channel to ceiling/floor

Item Code:	No.	Size:	Price £:
WS8X1	No. 8 x 1		0.14
WS8X1.5	No. 8 x 1.5		0.16



Screws for cable/rod

- use to install cables/rods

Item Code:	No.	Size:	Price £:
WS10X1	No. 10 x 1		0.18
WS10X1.5	No. 10 x 1.5		0.20

Grubscrews for fittings

- spare grubscrews for use with fittings

Item Code:	Size:	Price £:
P13G/S	M3 x 3mm	0.11
P12	M3 x 6mm	0.12
P11	M5 x 6mm	0.15
P16	M4 x 6mm	0.14
P18	M4 x 4mm	0.13



Nylon tipped screws

- protects glass and acrylic

Item Code:	Size:	Price £:
P10	M6 x 10mm	0.60



Interiset

- use to fix into plasterboard on ceilings or walls

Item Code:	Size:	Price £:
IS545	M5 x 45mm	0.50



Wallplugs

- for 8-10mm screws

Item Code:	Color:	Price £:
WPR	Red	0.20



Miscellaneous



Spirit level

- horizontal and vertical vial to allow perfect levelling

Item Code:	Price £:
SPL	3.00

Bare cable

- 1.5mm diameter cable
- available in 5 lengths
- supplied with copper crimps

Item Code:	Length:	Price £:
BC1	1m	2.00
BC2	2m	2.50
BC3	3m	3.00
BC4	4m	3.50
BC5	5m	4.00



Full dimensions - p6

NO RESPONSIBILITY IS TAKEN FOR USING THE INCORRECT FIXING IN THE WALL/CEILING. IF IN DOUBT - PLEASE ASK OUR HELPLINE.

Trade and volume discounts are available - please ask

Component measurements

All measurements are in millimetres unless stated

L=Length W=Width H=Height Ø=Diameter D=Depth Int=Internal

Int=Internal

Item code:	Allen key:	Dimensions:
AC		W=19; H=11.5
ACD		W=28; H=11
ACL		W=19; H=11.5
C2		2m cable; top fitting Ø=16
C2A4F	● ●	Top fitting Ø=18; floor fitting Ø=15
C2CW-15	● ●	Wall brackets Ø=38; 40mm from wall to back cable; floor fitting Ø=16
C2CW-30	● ●	Wall brackets Ø=38; 40mm from wall to back cable; floor fitting Ø=16
C2WF-15	● ●	Wall brackets Ø=38; 40mm from wall to back cable; floor fitting Ø=15
C2WF-30	● ●	Wall brackets Ø=38; 40mm from wall to back cable; floor fitting Ø=15
C2WW-15	● ●	Wall brackets Ø=38; 40mm from wall to back cable
C2WW-30	● ●	Wall brackets Ø=38; 40mm from wall to back cable
CA4	●	4m cable; top fitting Ø=16; bottom fitting Ø=15
CA4-3	●	Top fitting Ø=16; bottom fitting Ø=15
CAA	● ●	4m cable; fittings Ø=38
CAF	● ●	4m cable; top bracket Ø=38; floor fitting Ø=15
CAT	●	Weight 100H x 30Ø; weighs 0.55kg
CCT	●	Weight 100H x 30Ø; weighs 0.55kg
CCW	●	3m cable; top fitting Ø=16; projects 40 from wall
CD-4	●	W=5; Ø=25
CD-10	●	W=5; Ø=25
CG01	●	L=20; Ø=16
CG01-3	● ●	L=21; Ø=16
CG02	●	L=32; Ø=16
CG03	●	L=15; Ø=10
CG03-3	●	L=15; Ø=10
CG04	●	L=22; Ø=10
CG04-3	●	L=22; Ø=10
CG06	●	L=20; Ø=16
CG07	●	L=32; Ø=16
CG08	●	L=31; Ø=21; 8.5mm Ø hole required 15mm from edge of panel
CG09	●	L=22; Ø=16
CG11	● ●	L=27; Ø=16
CG11-3	● ● ●	L=28; Ø=16
CG12	● ●	L=30; Ø=18
CG12-3	● ● ●	L=31; Ø=18
CG13	● ●	L=27; Ø=18
CG13-3	● ● ●	L=28; Ø=18
CG14	●	L=20; Ø=20.5
CG14-3	● ●	L=21; Ø=20.5
CG15	●	L=20; Ø=20.5
CG15-3	● ●	L=20.5; Ø=21
CG21	● ●	L=46; Ø=16
CG21-3	● ● ●	L=46; Ø=16
CG22	● ●	L=52; Ø=18
CG22-3	● ● ●	L=52; Ø=18
CG23	● ●	L=46; Ø=18
CG23-3	● ● ●	L=46; Ø=18
CH01	●	L=16; Ø=16
CH01-3	●	L=17; Ø=16
CH02	●	L=24; Ø=16
CH02-3	●	L=24; Ø=16
CQQ	●	2m Cable; top and bottom fitting Ø=16
CS01	●	D=11; Ø=16
CS01-3	●	D=11; Ø=16
CS03	● ●	L=14; Int Ø=12; Int D=6; Ø=16
CS03-3	● ● ●	L=15; Int Ø=12; Int D=6; Ø=16
CS04	● ●	L=20; Int Ø=12; Int D=6; Ø=16
CS05	● ●	L=14; Ø=16
CS05-3	● ●	L=15; Ø=16
CS06	● ●	L=20; Ø=16
CS07	● ●	L=28; Ø=16
CS08	● ●	L=12; Ø=12
CS08-3	● ●	L=16; Ø=16
CS09	●	L=17; Ø=16
CS11	● ●	L=36; Ø=18
CS11-3	● ● ●	L=37; Ø=18
CS12	●	H=28; D=14.6; Ø=16

Item code:	Allen key:	Dimensions:
CS12-3	● ●	H=27; D=26; Ø=16
CS13	● ●	L=21.5; Ø=16
CS13-3	● ●	L=23.5; Ø=16
CS21	● ●	L=64; Ø=16
CS21-3	● ●	L=64; Ø=16
CS22	●	H=28; D=21.2; Ø=16
CS23	● ●	L=35; Ø=16
CS23-3	● ●	L=37; Ø=16
CWF	●	3m cable; projects 40 from wall; floor fitting Ø=15
CWW	●	3m cable; projects 40 from wall; fitting plate Ø=38
HDS		D=15; Ø=50
HR10-3	●	L=790; Ø=10
KC2-CG05	● ●	Top fitting Ø=16; support Ø=23
KC2-CG05-10	● ●	Top fitting Ø=16;
KMDB/SI	●	H=350; D=350; cables/rods project 40mm & 340mm from wall
KMSB-25/SI		H=30; Ø=35; cable fitting 25mm from wall
KMSB/SI		H=60; Ø=60; cable fitting 50mm from wall
KMSB-100/SI		H=110; Ø=110; cable fitting 100mm from wall
P01		Ø=38
P01-PC01		H=15; Ø=38
P02		Ø=12; D=6
P08	●	H=8; Ø=16
PC01/I		L=12; Ø=16
PC31		L=18
PR01-I		L=12; Ø=16
R1000-10		L=1000; Ø=10
R1000P		L=1000; Ø=6
R1500		L=1500; Ø=6
R1500-10		L=1500; Ø=10
R500		L=500; Ø=6
R500-10		L=500; Ø=10
R500P		L=500; Ø=6
RAAS	● ●	Top fitting Ø=15; bottom fitting Ø=18
RAS	●	Top & bottom fitting Ø=18
RAS-10		Top fitting Ø=20; Bottom fitting Ø=22
RB1		1m rod; top fitting Ø=16
RB2		2m rod; top fitting Ø=16
RB3		3m rod; top fitting Ø=16
RBCF3		3m rod; top fitting Ø=16; bottom fitting Ø=15
RBT1		1m rod; top fitting Ø=16
RBT2		2m rod; top fitting Ø=16
RBT3		3m rod; top fitting Ø=16
RBTf3		3m rod; top fitting Ø=16; bottom fitting Ø=15
RC10-6	●	L=25; Ø=10
REC	●	L=16; Ø=12
REC-10		L=15; Ø=10
REC-P/BL		L=17; Ø=8.5
RG01	●	L=25; Ø=16
RG01-10	● ●	L=29; Ø=18
RG02	●	L=36; Ø=16
RG02-10	● ●	L=40; Ø=18
RG05	● ●	L=16; Ø=16
RG06	● ●	L=25; Ø=16
RG06-10	● ●	L=29; Ø=18
RG07	●	L=36; Ø=16
RG07-10	● ●	L=40; Ø=18
RG11	● ●	L=30; Ø=16
RG11-10	● ● ●	L=34; Ø=18
RG12	● ●	L=33; Ø=18
RG12-10	● ● ●	L=37; Ø=18
RG13	● ●	L=30; Ø=18
RG13-10	● ● ●	L=34; Ø=18
RG14-10	● ● ●	L=29; Ø=20.5
RG21	● ●	L=46; Ø=16
RG21-10	● ● ●	L=68; Ø=16
RG22	● ●	L=52; Ø=18
RG22-10	● ● ●	L=56; Ø=18

Item code:	Allen key:	Dimensions:
RG23	● ●	L=46; Ø=18
RG23-10	● ● ●	L=50; Ø=18
RGN01	●	L=25; Ø=16
RH01	●	L=19; Ø=16
RH01-10	●	L=23; Ø=18
RH02	●	L=24; Ø=16
RH02-10	●	L=28; Ø=18
RP	●	Ø=18
RPA	● ●	Ø=15
RR01	● ●	L=31; Ø=16
RR01-10	● ●	L=40; Ø=18
RR01-3/10	● ● ●	L=33; Ø=18
RR01-3/6	● ● ●	L=29; Ø=16
RR01-6/10	● ●	L=56; Ø=18
RS		Ø=18
RS01	●	D=11; Ø=16
RS03	● ●	L=17.5; Int Ø=12; Int D=6; Ø=16
RS03-10	● ●	L=22; Ø=18
RS04	● ●	L=21; Int Ø=12; Int D=6; Ø=16
RS04-10	● ●	L=26; Ø=18
RS05	● ●	L=17; Ø=16
RS05-10	● ●	L=22; Ø=18
RS06	● ●	L=20; Ø=16
RS06-10	● ●	L=26; Ø=18
RS08	● ●	L=18; Ø=16
RS-10		L=22; Ø=20
RS11	● ●	L=39; Ø=16
RS11-10	● ●	L=43; Ø=18
RS12	●	H=28; D=18.1; Ø=16
RS12-10	● ●	L=20; Ø=18
RS13	● ●	L=25; Ø=16
RS13-10	● ●	L=30; Ø=18
RS21	● ●	L=64; Ø=16
RS21-10	● ●	L=68; Ø=18
RS22	● ●	L=30; D=24.2; Ø=16
RS23	● ●	L=38; Ø=16
RS23-10	● ●	L=38; Ø=18
RSA	●	Ø=15
WM01	● ●	L=30
WM02	● ●	L=30
WM03	●	L=16
WM04	●	L=16
WM05-13	●	L=25; Ø=16
WM05L-20	●	L=40; Ø=16
WM06		L=19; Ø=16
WM07	●	L=28; Ø=16
WM08	●	L=32; Ø=16
WM09	● ●	L=31; Ø=16
WM10	●	L=39; Ø=16; 24mm from wall
WM11	● ●	L=31; Ø=16
WM11-10	● ●	L=36; Ø=18
WM11L-10	● ●	L=59; Ø=18
WM12	●	L=20; Ø=12
WM15	●	L=25; Ø=25
WM16	●	L=50; Ø=25
WM17	●	L=75; Ø=25
WM18	●	L=25; Ø=16
WM19		Ø=16
WM20	●	Ø=25; D=5.5
WMS-2		D=2
WMS-3		D=3

ALLEN KEYS:
To see which allen key each component requires, check the colour code in the list above against the grid below:

AK1.5	1.5mm	●
AK2.0	2.0mm	●
AK2.5	2.5mm	●
AK3.0	3.0mm	●
AK4.0	4.0mm	●
AK5.0	5.0mm	●
AK6.0	6.0mm	●

create the perfect display for

Wall mounted...

Spies Hecker gratefully acknowledges the support of the following companies:



W&G Mechanical Services Co. Ltd
INCORPORATING GARMAT UK.
SPRAYBOOTH AND BODYSHOP EQUIPMENT SPECIALISTS

3M

Innovation • Experience • Quality
minden SATA FESTO

Farécla
The Simple Solution to Paintwork Rectification



Signage suspended from the ceiling...



Floor-to-ceiling creativity...



Versatile cable and rod systems that allow you to create exactly the display you want.

you...

Freestanding displays



Add low voltage lighting



Add movement...

and watch your sales increase



Floating multi-media presentations...



The very latest digital displays will add sound and movement to your displays...and increase sales too...


Add flexibility to your display with channel...



Incredibly slim, bright light boxes create maximum impact...



Ultra-bright, slim light boxes can be suspended or wall mounted... used on their own or combined with other displays...





DISPLAY EXHIBITION
& SHOP EQUIPMENT

John Ellis Shop Equipment Limited

TEL: 01223 892283 FAX: 01223 891572

johnellis@shopequip.co.uk

www.shopequip.co.uk